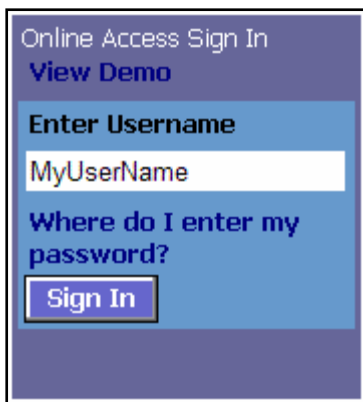


▶ HOW IT WORKS

Feel even more secure during your online experience

After you enter your username, we verify your computer's unique profile. If we do not recognize your computer, you will be ask you to answer your secret question. After correctly answering your secret question, you will then see your Site Key and enter your password. Your Site Key proves our identity to you. Your Site Key is a piece of information that only you and your credit union know. You can trust that your personal information is secure.

▶ ACCESSING YOUR ACCOUNT

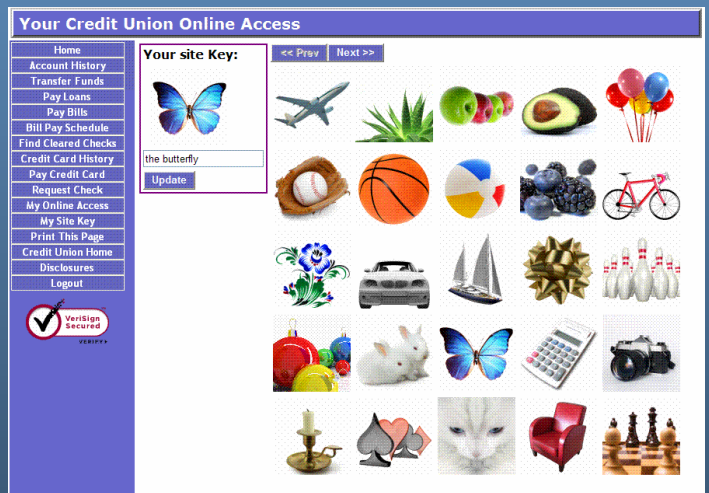


# ▶ Site Key


SECURITY BENEFITS

- Verifies for you that you are logging in to the correct site. When you see your site key you know that you are on the valid online access website. In addition to you, we are the only ones who know your site key.
- As an added level of security you know you are entering your password into a trusted and secure site. This helps to prevent 'phishing' attacks where hackers try to trick you into revealing personal information like passwords or social security numbers.

SELECTING YOUR SITE KEY



See Page 2 for set up instructions

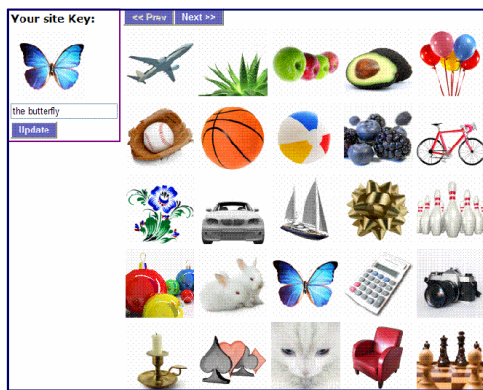


# ▶ Instructions

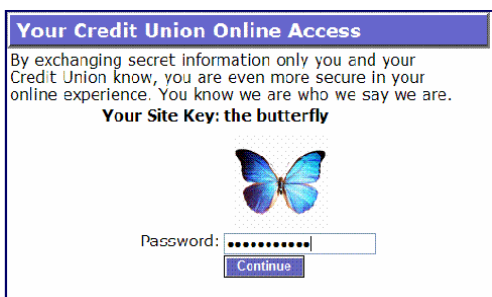
## Selecting Your Site Key

- Step 1.** Enter your username and click “Sign In”. You will enter your password on a different screen. For additional security, the screen will be paused while we identify your computer.
- Step 2.** You will now be asked to answer your secret question. If you have not previously set up your secret question, you will be asked to verify specific information about the account you are attempting to gain access to. Enter the answer and click “Continue”. See below for instructions on changing your secret question.
- Step 3.** Enter your password. You will now be directed to the screen where you will select your personal Site Key.
- Step 4.** Scroll through the images displayed and choose your site key. Be sure to choose an image that you will easily remember. This is our proof to you that you are accessing your credit union’s online access website.
- Step 5.** Enter a title for your image, click “Update”.
- Step 6.** You have selected your Site Key and may now begin using the online account access services.

### ▶ SELECTING YOUR SITE KEY



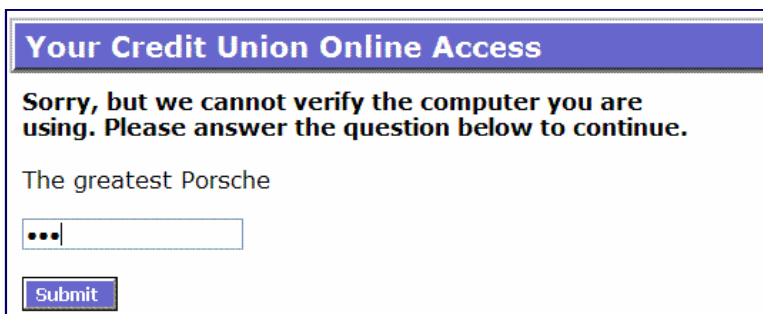
### ▶ YOUR PASSWORD



## Accessing Your Account After Site Key Selection

- Step 1.** Enter your username and click “Sign In”. You will enter your password on a different screen. During the brief pause, we are verifying the unique identity of your computer.
- Step 2.** If we were unable to verify your computer you will be asked to answer your secret question. After correctly answering your secret question you will be directed to the next screen.
- Step 3.** Verify your Site Key and enter your password. Click “Continue” to enter your account and begin using the online account access services.

### ▶ SECRET QUESTION



Contact the credit union if you have additional questions

# ▶ Instructions

## Changing Your Secret Question

- Step 1.** Log in to your account and select “My Online Access” from the menu on the left side of the screen.
- Step 2.** Select the “Secret Question” tab
- Step 3.** Type your new question and answer, click “Continue”. Your secret question is an additional layer of security, be sure to choose a question and answer that is unique to you and that you will remember easily.

### ▶ CHANGING YOUR SECRET QUESTION

### Your Credit Union Online Access

Home	User Name	Password	Secret Question	Account Nicknames	Session Timeout
Account History	Question <input type="text" value="My first Pet"/>				
Transfer Funds	Answer <input type="text" value="Missy"/>				
Pay Loans	<input type="button" value="Continue&gt;"/>				
Pay Bills					
Bill Pay Schedule					
Find Cleared Checks					
Credit Card History					
Pay Credit Card					
Request Check					
My Online Access					
My Site Key					
Print This Page					
Credit Union Home					
Disclosures					
Logout					

**Secret Question update complete.**